

Peel Park Play and Totem Trail

Tag the Totem Trail


Search for 12 creatures dotted around the park. Can you find all of them? And name them? When you find one tick it off on your map.

Take the Play Trail Challenge

can you leap frog over the posts? Or climb on the birds nest? Find, climb on, under or through 9 wooden 'play challenges' around the park.

Finger Mazes

Feel your way through the four finger mazes.



NAME: _____



The Trees of Peel Park



Peel Park Play and Totem Trail

The Friends of Peel Park

The Friends of Peel Park was formed in August 2004 and was (and still is) open to anyone, over the age of eighteen (18), who is committed to our aims. These are to:

- protect, conserve and enhance Peel Park as a place of freedom, recreation and enjoyment for the long-term benefit of all sections of the local community.
- gather input from local people so that the park may best serve the local community.
- encourage the recreational use of the park by supporting events and activities.
- promote the cultural, educational, historical and environmental importance of the park by working in partnership with the park community, Bradford Metropolitan District Council and other interested parties to implement sustainable development.

Over the years we have done a lot of litter picks and secured small grants for new notice boards and nest boxes. We also have also organised some events and plan to run more. We also provide a link between the people who use the park and the management who look after it. We have been really lucky to be given sole use of the café – open every Saturday 10am to 2pm. We offer delicious home baking, regular events and opportunities and a point of contact. We have recently secured funding for the Totems and Play Trail which we hope you will enjoy. If you would like to become a member – ask at the café or check out our café noticeboard.



Funded by 'Awards for All'

HORSE CHESTNUT



This tree has orange - brown conkers in the autumn. This tree was introduced to Britain in the 1600s. How many fingers does the leaf have?



MONKEY PUZZLE TREE




Peel Park has one of these near the lodge. These trees are native to South America. Where do you think it got its name?




SYCAMORE



The sycamore tree was introduced to the UK in the 1500s. What is special about its seeds?



HOLLY



This is often used to decorate homes in winter. But what is supposed to happen when there are lots of red berries? There are several Holly trees in the park. How many can you find?



OAK



These trees are well known for being home to many creatures. Who do you think lives here? What is its seed called?



SILVER BIRCH



Where do you think this tree got its name? This tree is often used to improve soil quality for other plants to live in.



BEECH



This tree has little nuts which are a favourite with squirrels. Where do you think they hide them? This is one of the trees which has catkins in the spring.



WEeping WILLOW



There is one on the island in the lake. These trees often grow near water. How many buckets of water do you think they need every day?



Answers are on the notice board at the café.

JAPANESE MAPLE



These trees were introduced to Britain from Japan in 1820. There are three of them near the lake. Why do you think they are popular in parks?



LOVE YOUR PARK

- Keep the park beautiful. Take your litter home or put it in a bin.
- Don't pick the plants. Let everyone enjoy them.
- Please clean up after your dog. We don't want to step in it!
- Respect other people who are enjoying the park.

Explore Play Protect Enjoy